
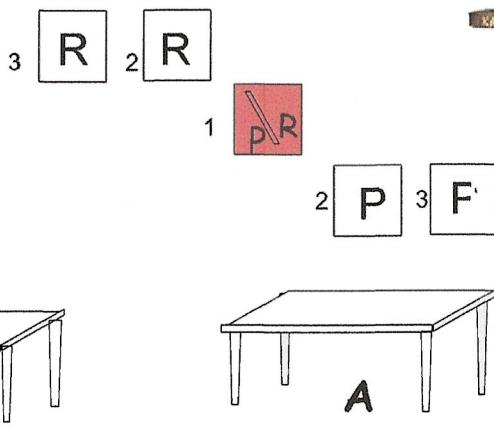


Stage 5



10 RIFLE Staged safely
 10 PISTOL Holstered
 4+ Shotgun Staged safely



Start at B. Hands on Hips.

When ready say: **Mahalo** (thank you).

ATB, May start at "A" or "B' Guns in any order.

Rifle at "B": Engage rifle targets as follows:

1, 2, 2, 3, 2, 2, 1, 2, 2, 3

Pistols from "A": Repeat Rifle instructions.


Shotgun from "B": Engage S/G targets until down.

Note: Stage from Oregon St. match

Stage 6



10 RIFLE Staged safely
 10 PISTOL Holstered
 4+ Shotgun Staged safely



Start at B. Hands on Hips.

When ready say: **Is it BBQ time yet?**

ATB, At "A" or "B' Guns In Any Order.

Rifle at "B": Engage rifle targets in a Lawrence Welk (1 on 1, 2 on 2, 3 on 1 and 4 on 2)

Pistols from "A": Repeat Rifle instructions.

Shotgun from "B": Engage S/G targets until down.

Note: ignore center red target.